

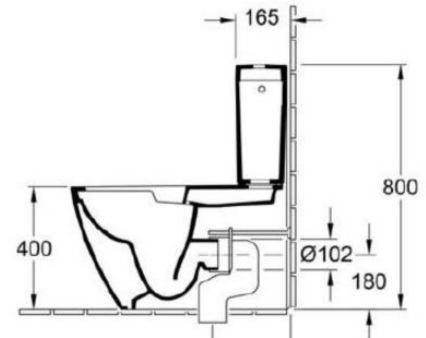
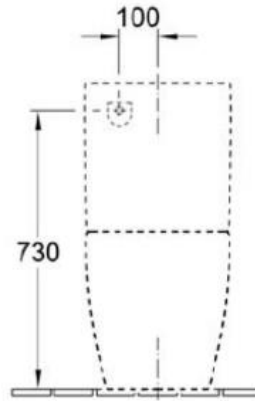
VILLEROY & BOCH

SUBWAY 2.0

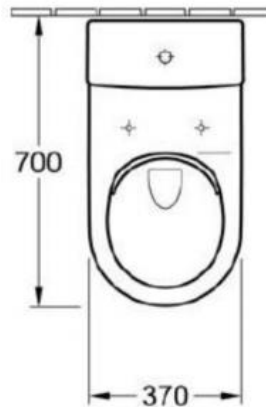
BACK TO WALL TOILET SUITE

PATERSON

NEW ZEALAND 1955



* Vario Bend Options
Code 8711: 130 - 230mm
Code 8701: 200 - 300mm



MAKE/MODEL	Villeroy & Boch Subway 2.0 – Back to Wall Toilet Suite
CODE	5617C11
SET OUT	5617C11- Universal S or P trap – P trap set out 180mm. S trap set out 50 - 190mm Optional S trap outlet available if required for 140 - 240mm centre (code 8701 not supplied)
SPECIFICATIONS	German dual flush mechanism ; Rapid & extremely quiet fill valve ; High quality seat & cover ; Concealed rear water inlet ; Featuring Villeroy & Boch DirectFlush ; Rimless technology
WARRANTY	5 years ceramics / 2 years seats / 2 years valves
WELS RATING	4 Star – 4.5 Litres per full flush, 3 Litres per half flush